



24/25

DEAR CUSTOMER,

Step into the world of exceptional craftsmanship and innovation with our latest 2024/2025 door brochure. We're thrilled to present an extensive range of doors that seamlessly blends timeless design with exciting new models.

Our commitment to quality shines through eco-friendly and contemporary creations, while also paying homage to traditional aesthetics.

Get ready to explore a collection where innovation meets tradition, offering you the perfect gateway to elevate any space.

### WHAT'S NEW?

- Due to the popularity of our BELGRAVIA RANGE we've decided to add one new model in black featuring an attractive reeded glass design (pages 38-43).
- The popular DAIKEN RANGE has now been expanded with the addition of 6 new models - black on oak and black on white - in solid and glass options (arriving throughout 2024). Please refer to pages 72-75.
- JAVA RANGE also has new arrivals - 3 Colosseum models in solid and glass options (pages 96-97). These doors feature an elegant fluted design.
- A new addition to our mouldings section is SAM PRIMED - a competitively priced range of moisture resistant MDF profiles covered in a white primer. They provide good stability in damp conditions and are therefore suitable for high humidity environments such as kitchens and bathrooms. Four attractive profile designs on page 155.
- You will find 6 new NORMA LAMINATE FD30 models in a fire door commercial section on pages 138-141. These models showcase stability, practicality and aesthetic appeal.
- The TACTO RANGE doors from Puertas Proma (pages 28-33) are now available in standard sizes ex-stock.

We hope you'll enjoy our 2024/25 brochure with its new additions to our ranges and that it'll assist you in making the right choice for your new projects.

Warm Regards,  
Doras Distributors Ltd

WELCOME





PHOTO Model Tacto 7300 basalt grey.

### FIND YOUR LOCAL STOCKIST

Doras Distributors is a wholesale company and as such deals exclusively with builders' merchants and retail door outlets.

We do not deal directly with the public but if you like our products and require further information or wish to see the doors themselves on display you may contact your local supplier.

A list of nationwide suppliers can be found on our website [www.dorasdoors.com](http://www.dorasdoors.com) under the "Where to buy" tab.

# ABOUT US

**We are a wholesale distribution outlet located in West Dublin and specializing in timber doors and mouldings. Doras Distributors – one of 3 companies in the group – is a second-generation family run business. The company operates out of a 45000 sq ft facility designed for volume storage of doors.**

#### OUR STORY

Founded in 1984, Doras Distributors has been in operation for nearly 4 decades. We have built up a strong reputation for quality products, efficient delivery and after-sales services. Our commitment to product innovation is matched only by our desire to provide our 400+ customer base with reliable professional service.

#### COMMITMENT

We are committed to ensuring our customers are completely satisfied with our product and services. We want to provide you with the best customer experience in our industry and aim to exceed expectations every chance we get.

#### SALES POLICY

We uphold a strict policy of supplying our products on an exclusively wholesale basis. Our customer base is made up of builders merchants and door/joinery shops. As such we are not in a position to supply to the public, however, we welcome any queries you may have on our products. Should you wish to place an order for our products we refer you to the 'find a stockist' page.

#### SALES SUPPORT

Our knowledgeable and skilled sales staff are on hand should you have any queries in relation to our products or service. Please feel free to contact us with any query you might have.

#### DELIVERY

We offer a 24-48 hour nationwide delivery service for all areas in Ireland. Respected German logistics company Dachser provides this service for us for all areas outside of Dublin while the Dublin area is covered by the Vanspeed courier service. On-line Track & Trace is also a feature of the Dachser service which allows us to pinpoint delivery times if needs be.

#### INNOVATION

Bringing new and interesting products to the market has always been important for us here in Doras. Pioneering new designs can sometimes bring an element of risk but we pride ourselves in wanting, more often than not, to be the first to the market with something fresh and exciting. We are constantly in touch with our international business partners exploring the possibilities of door fashion with new (eco friendly) materials and interesting colours in either veneered or painted finishes.

With the changes we see every year in relation to manufacturing technology and also the increasing demand for style and individuality we consider it a priority to keep ourselves at the vanguard of what is available in terms of door design.

#### ENVIRONMENT

You can be confident that the natural material used in the door/timber components has originated in a certified sustained management forest. We continue to source products that minimise the environmental footprint of fabrication as can be seen in the Daiken and Erkado product ranges which result in a lighter burden on the environment.

#### RANGE

You can choose from 130+ doors offerings including modern, contemporary and traditional styles to suit any project or design taste. Whether working on a commercial, private dwelling or requiring fire-certified doors, we have something to suit all your needs including 80 different painted or veneered profiles of architrave, skirting, or door frame.

#### ABOUT TIMBER

Timber veneers are a natural material and variations in the colour and graining should be expected. Colours depicted are representative only.

#### 15 YEAR WARRANTY

The range of Arte/Toscana Lever handles, locks and hinges comes with a 15-year mechanical warranty for use in a non-commercial residential dwelling.



#### DOOR SIZE CONVERSION CHART

Imperial sizes (inches)	Metric sizes (mm)
78" x 24"	1981 x 610
78" x 26"	1981 x 660
78" x 28"	1981 x 711
78" x 30"	1981 x 762
80" x 32"	2032 x 813
80" x 34"	2032 x 864

Erkado decorative panels	10
Erkado range	16
Proma range	28
Belgravia range <b>NEW MODEL</b>	38
Renaissance range	44
European range	50
Daiken range <b>NEW MODELS</b>	70
Contract range	82
Java range <b>NEW MODELS</b>	92
Victoria traditional range	102
Arctic selection range	106
Fire door range <b>NEW MODELS</b>	112
Red deal range	142
Ironmongery section	144
Mouldings section <b>NEW MODELS</b>	152
Promotional section	160
Doras door protection	164



PHOTO Model Erkado inlay LUX 418 (by special order only).

# INDEX

all door models at a glance



# ERKADO

DECORATIVE WALL PANELS

In the last year ERKADO decorative wall panels have become a firm favourite among our customers. Expertly crafted and intriguingly tactile this wall cladding system literally brings a third dimension to your favourite living space.

Decorative panels are mounted on the wall as a decorative element. At the same time they reduce the noise and improve the acoustics in the room. Mounting is possible in several ways: by means of a mounting strip only or with the use of adapters which constitute a base for the panels.

Decorative panels are available in CPL laminates which can be put together in combinations of your choice.

For the full range of decorative strip and adapter colours please refer to the Erkado brochure/website [www.erkado.pl](http://www.erkado.pl).



PHOTO Decorative strip - nature oak CPL, adapter - black CPL.



1



2



3



4



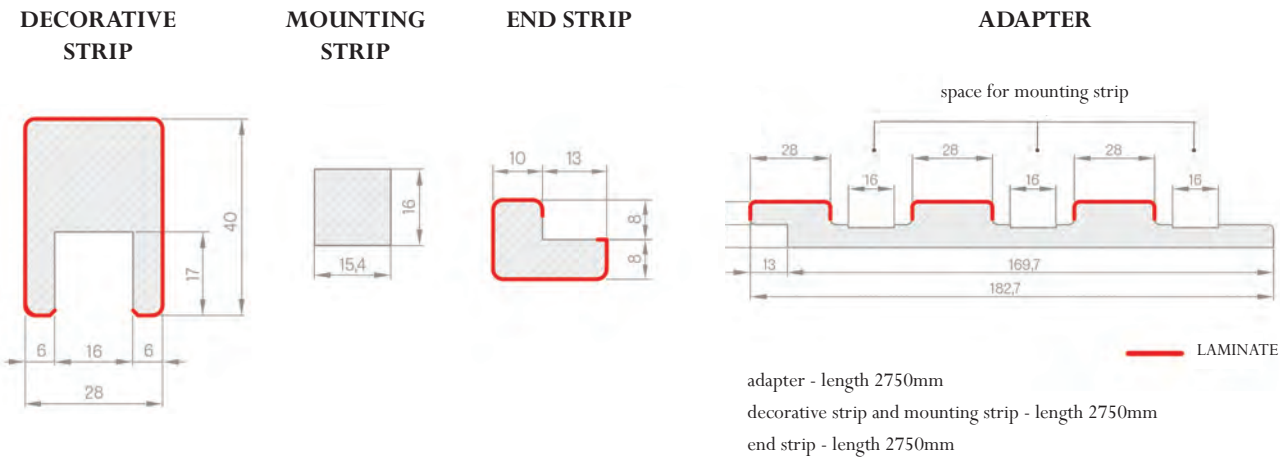
5

1. Decorative strip - nature oak CPL, adapter - black CPL, door available by special order; 2. Economy cladding pack. Decorative strip - oak CPL, adapter - black CPL. NEW; 3. Decorative strip - light grey ST CPL (available by special order), adapter - black CPL, door available by special order; 4. Decorative strip - graphite ash CPL, adapter - black CPL, door - Haven laminate mist grey 3 panel; 5. Decorative strip - light grey ST CPL (available by special order), adapter - black CPL, door - Erkado inlay LUX 421 (available by special order).

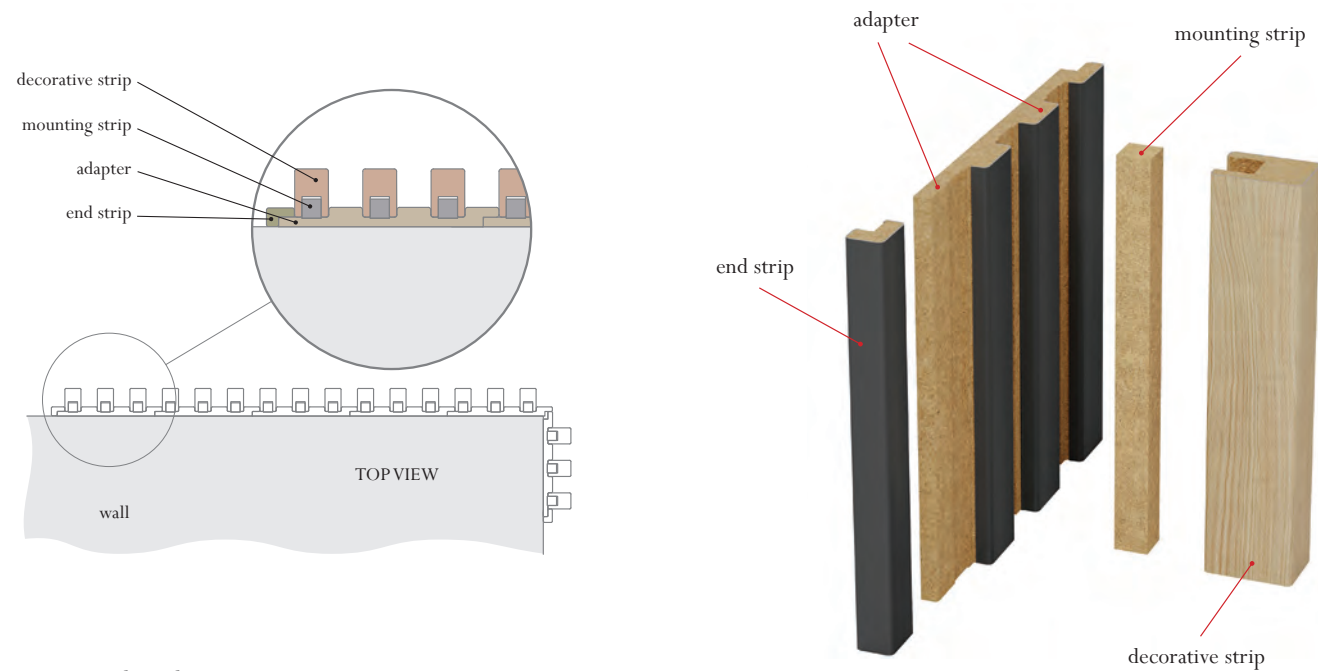
#### PLEASE NOTE

For detailed information about decorative strip and adapter colours please refer to pp 14-15.

## HOW THE WALL CLADDING SYSTEM WORKS




## ASSEMBLED DECORATIVE PANEL



## AVAILABLE COLOURS

### DECORATIVE STRIP



### ADAPTER



### PLEASE NOTE

Other decorative strip and adapter colours are available by special order.  
For the full range of decorative strip and adapter colours please refer to the Erkado brochure / website [www.erkado.pl](http://www.erkado.pl).

## ECONOMY CLADDING PACK

**1** Economy cladding pack. Decorative strip - oak CPL, adapter - black CPL (detail). NEW; **2** Economy cladding pack. Decorative strip - midnight grey CPL, adapter - black CPL. NEW; **3** Economy cladding pack (technical drawing). NEW.

panel size - 2750x183x38mm

**DECORATIVE STRIP**  
midnight grey CPL    nature oak CPL

**ADAPTER**  
black CPL

**Economy cladding pack available now in oak and midnight gley (black adapter).**



---

Innovative design, high quality materials, the latest manufacturing techniques and an almost obsessive commitment to quality control are the hallmarks and guiding principles of this premium but affordable range of contemporary design doors.

Using ecologically friendly materials and available in a choice of contemporary colours - white, grey, cream etc - these doors represent a modern and environmentally conscious choice and very much in keeping with the customer's expectation that the product should be functional, attractive and minimally impactful in terms of our global natural resources.

Erkado is a Polish family-run door manufacturing business that has been in operation since 1976. With an annual production volume of almost 750000 doors Erkado supplies not only the domestic market in Poland for interior and exterior doors but is also catering for an ever expanding export market for its products in over 16 countries worldwide.

ERKADO  
WHITE / GREY





1. Winter white 1 lite (*obscure glass*); 2. Harbour laminate mist grey; 3. Midnight grey 1 lite (*obscure glass*); 4. Haven laminate mist grey (*obscure glass*); 5. Haven laminate mist grey.

**PLEASE NOTE**

*For general information about these models please refer to page 22.*

*For detailed information about complementary skirting and architrave options please refer to the moulding section on pp 152-159.*



harbour  
laminate mist grey  
*clear glass*



harbour  
laminate mist grey



harbour  
laminate mist grey  
*obscure glass*

**PLEASE NOTE**

*For general information about these models please refer to page 22.*

*For detailed information about complementary skirting and architrave options please refer to the moulding section on pp 152-159.*

1. Haven laminate mist grey (obscure glass); 2. Haven laminate mist grey (moulding detail);  
3. Haven laminate mist grey 3 panel.

**Finish**

Textured premium laminate facing with high quality CPL which is remarkably strong and resistant to scratching and UV fading.

**Style**

Flush style with raised mouldings around the glass/panel.

**Construction**

Manufactured with solid engineered timber for greater stability. MDF stiles and rails covered with premium CPL. 44mm thickness. Fully finished edges.

**Glazing**


Glazed models come preglazed with 4mm clear or obscure glass (EN12150).

**Door sizes**

6 standard sizes. Please see page 5 for imperial/metric conversion door sizes.

**Other**

Internal use only.



haven  
laminate mist grey  
clear glass



haven  
laminate mist grey  
3 panel



haven  
laminate mist grey  
obscure glass

**PLEASE NOTE**

For detailed information about complementary skirting and architrave options please refer to the moulding section on pp 152-159.

1. Winter white 1 panel; 2. Winter white 1 lite (obscure glass).



winter white  
1 lite  
clear glass



winter white  
1 panel



winter white  
1 lite  
obscure glass

**PLEASE NOTE**

*For general information about these models please refer to page 26.*

*For detailed information about complementary skirting and architrave options please refer to the moulding section on pp 152-159.*



**Finish**

Textured premium laminate facing with high quality CPL which is remarkably strong and resistant to scratching and UV fading.

**Style**

Flush style with raised mouldings around the glass/panel.

**Construction**

Unique Homalight core. 44mm thickness. Fully finished edges. 16mm panels. 38mm solid timber perimeter lipping.

**Glazing**

Glazed models come preglazed with 4mm clear, obscure or opal laminate glass (EN12150).

**Door sizes**

6 standard sizes. Please see page 5 for imperial/metric conversion door sizes.

**Other**

Internal use only.



midnight grey  
1 lite  
clear glass



midnight grey  
1 panel



midnight grey  
1 lite  
obscure glass

**PLEASE NOTE**

For detailed information about complementary skirting and architrave options please refer to the moulding section on pp 152-159.

Puertas Prima, the renowned Spanish door manufacturer, is celebrated for its exquisite craftsmanship and innovative designs. Among its notable offerings, the Tacto range stands out as a testament to their commitment to excellence.

Tacto collection features a suite of premium textured vinyl veneered doors, each meticulously crafted to combine aesthetics with functionality. These doors display an elegant opposing veneer aesthetic with a vertical orientation on the stiles and a horizontal in between – an essential choice for anyone seeking a cool and stylish contemporary look in their home.

All Prima doors are superbly engineered using real wood lipping, real wood mouldings, top grade wood veneers and textured laminates over a solid core. The doors are produced individually with perfectly engineered parts and are painstakingly assembled by hand with all the veneers being selected by professionals. Also, every single component is checked for all aspects of quality at each stage of the manufacturing process with each door receiving an exhaustive final inspection and cosmetic buffing over.

PRIMA  
TACTO / TRADITIONAL OAK



1

1. Model Tacto 7301 glacier grey; 2. Model Tacto 7300 fd30 desert beige; 3. Model Tacto 7300 fd30 basalt grey.



2



3



tacto 7300 fd30  
glacier grey



tacto 7301  
glacier grey  
unglazed



tacto 7300 fd30  
basalt grey



tacto 7301  
basalt grey  
unglazed

**PLEASE NOTE**

Tacto range is available ex-stock. Glass models come unglazed but clear/obscure glass is an option. Solid models have fd30 rating. Off-standard sizes are also available.

For detailed information about complementary skirting and architrave options please refer to the moulding section on pp 152-159.

For general information about these models please refer to page 32.



**Finish**

Overveneered in 0.6mm high quality vinyl finish.

**Style**

Contemporary door design with horizontal veneer in the center and vertical veneers on the sides.

**Construction**

Solid particleboard core with minimum density of 560 kg/m<sup>2</sup>. 45mm thickness. Side lipping in solid timber with vinylacetate adhesive D-3. Edge-banded on whole perimeter in PVC glued with PUR D-4 adhesive.

**Glazing**

Glass models come unglazed but could be supplied with clear/obscure glass as an option.

**FD**

Solid models have fd30 rating.

**Door sizes**

6 standard sizes. Please see page 5 for imperial/metric conversion door sizes.

**Other**

Off-standard sizes are available.  
Internal use only.



PHOTO Model Tacto 7301 desert beige.



tacto 7300 fd30  
desert beige



tacto 7301  
desert beige  
unglazed

**PLEASE NOTE**

For detailed information about complementary skirting and architrave options please refer to the moulding section on pp 152-159.



1. Model 214 rlv oak (clear glass); 2. Model 2040 rlv oak raised panel (moulding detail); 3. Model 2060 rlv oak raised panel; 4. Model 2040 rlv oak raised panel.



2040 rlv 2v  
oak  
clear bevelled glass



2040 rlv  
oak  
raised panel



2060 rlv  
oak  
raised panel



8600  
rustic oak

**PLEASE NOTE**

All Prima oak models shown in the catalogue are **not** standard stock items. Available by special order only. Glass ope models come preglazed. All models are supplied with a superior quality factory lacquer. For double doors a T-lipping must be used. Rebating a door will invalidate the guarantee and should not be done.



PHOTO Model 212 rlv oak raised panel.

**Finish**

0.6mm white oak veneer. Bookmatched veneers on rails and stiles. High quality factory lacquer.

**Style**

Raised panels in 1, 2, 4 and 6 panel options. Model 8600 rustic oak has vertical grooves.

**Construction**

HD engineered core. 40mm thickness. 20mm solid perimeter lipping. Reducible by 12mm per side.

**Glazing**

Glass ope models come preglazed (EN12150). Model 2040 rlv 2v has bevelled glass.

**Door sizes**

6 standard sizes. Please see page 5 for imperial/metric conversion door sizes.

**Other**

For double doors a T-lipping must be used. Rebating a door will invalidate the guarantee and should not be done.

Internal use only.



214 rlv  
oak  
clear glass



212 rlv  
oak

**PLEASE NOTE**

For detailed information about complementary skirting and architrave options please refer to the moulding section on pp 152-159.

# BELGRAVIA

BLACK / WHITE

Belgravia range showcases a modern look which is all about maximising the light in any given space by virtue of its thinner stile and rail dimensions.

Innovative and original, these doors represent a refreshing departure from the more conventional door designs that have become common-place in recent years.

Available in pure white and solid black, this range is ideal for someone who is unafraid of making a bolder statement when it comes to interior design.

Clear and reeded glass options. Paint finish is primed.

A complementary range of mouldings is now also available to provide the necessary finishing touch. Please see pages 152-159.



PHOTO Model Mayfair (reeded glass).



mayfair  
clear glass



mayfair

NEW



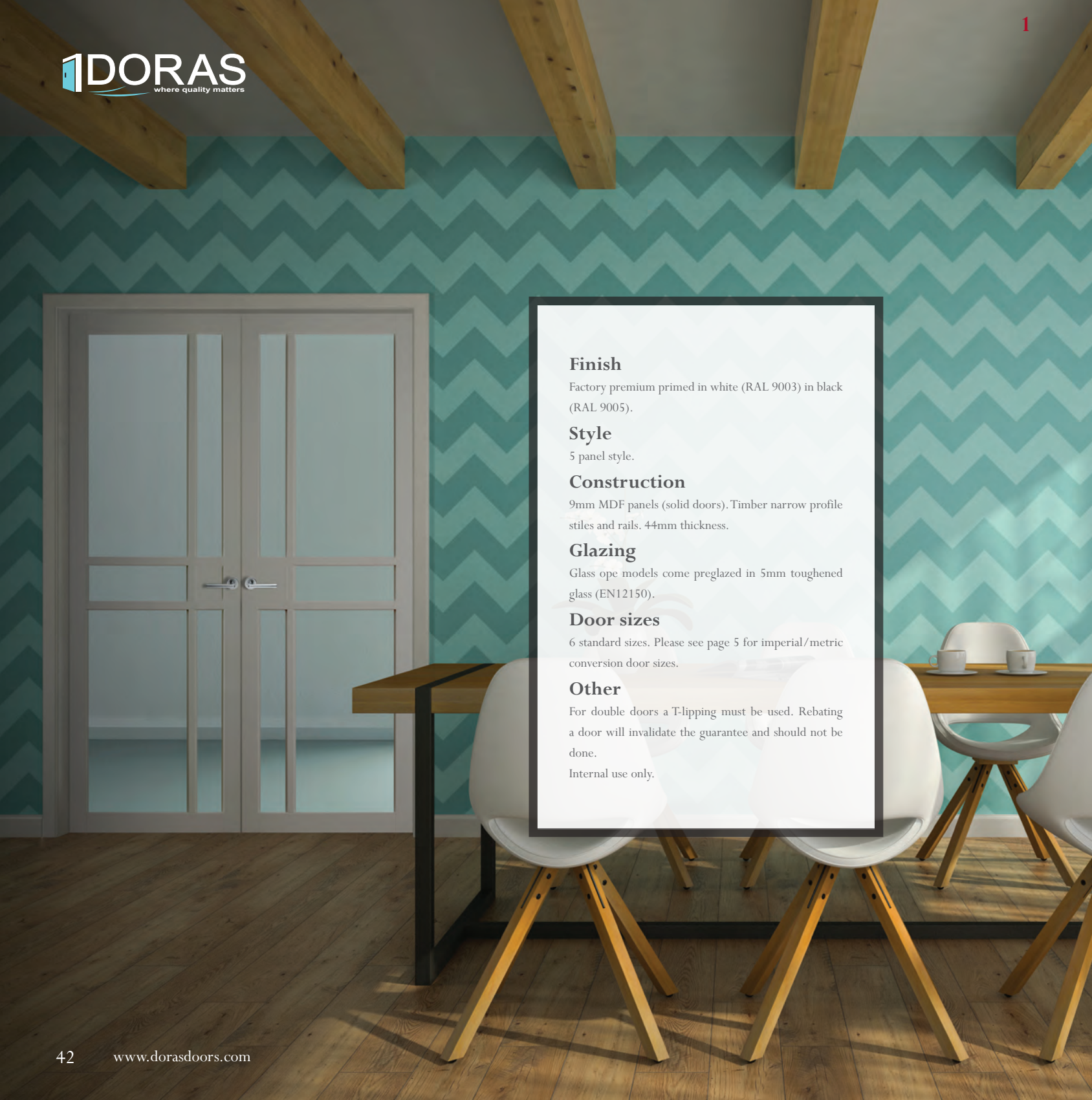
mayfair  
reeded glass

PLEASE NOTE

For general information about these models please refer to page 42.



1 Mayfair (clear glass); 2 Mayfair; 3 Mayfair (reeded glass); 4 Mayfair (reeded glass (glass detail)).



**Finish**  
Factory premium primed in white (RAL 9003) in black (RAL 9005).

**Style**  
5 panel style.

**Construction**  
9mm MDF panels (solid doors). Timber narrow profile stiles and rails. 44mm thickness.

**Glazing**  
Glass ope models come preglazed in 5mm toughened glass (EN12150).

**Door sizes**  
6 standard sizes. Please see page 5 for imperial/metric conversion door sizes.

**Other**  
For double doors a T-lipping must be used. Rebating a door will invalidate the guarantee and should not be done.  
Internal use only.



1. Kensington (clear glass); 2. Kensington; 3. Kensington (moulding and panel detail); 4. Kensington.



kensington



kensington  
clear glass

**PLEASE NOTE**

For detailed information about complementary skirting and architrave options please refer to the moulding section on pp 152-159.

# RENAISSANCE

PHOTO Model Bergerac 3 panel.

## Finish

Primed white (RAL 9003).

## Style

1 and 3 panel door models.

## Construction

HDF faced primed. 10mm solid wood lipping. 44mm thickness.

## Glazing

Glass ope models come preglazed with 5mm toughened glass (EN 12150).

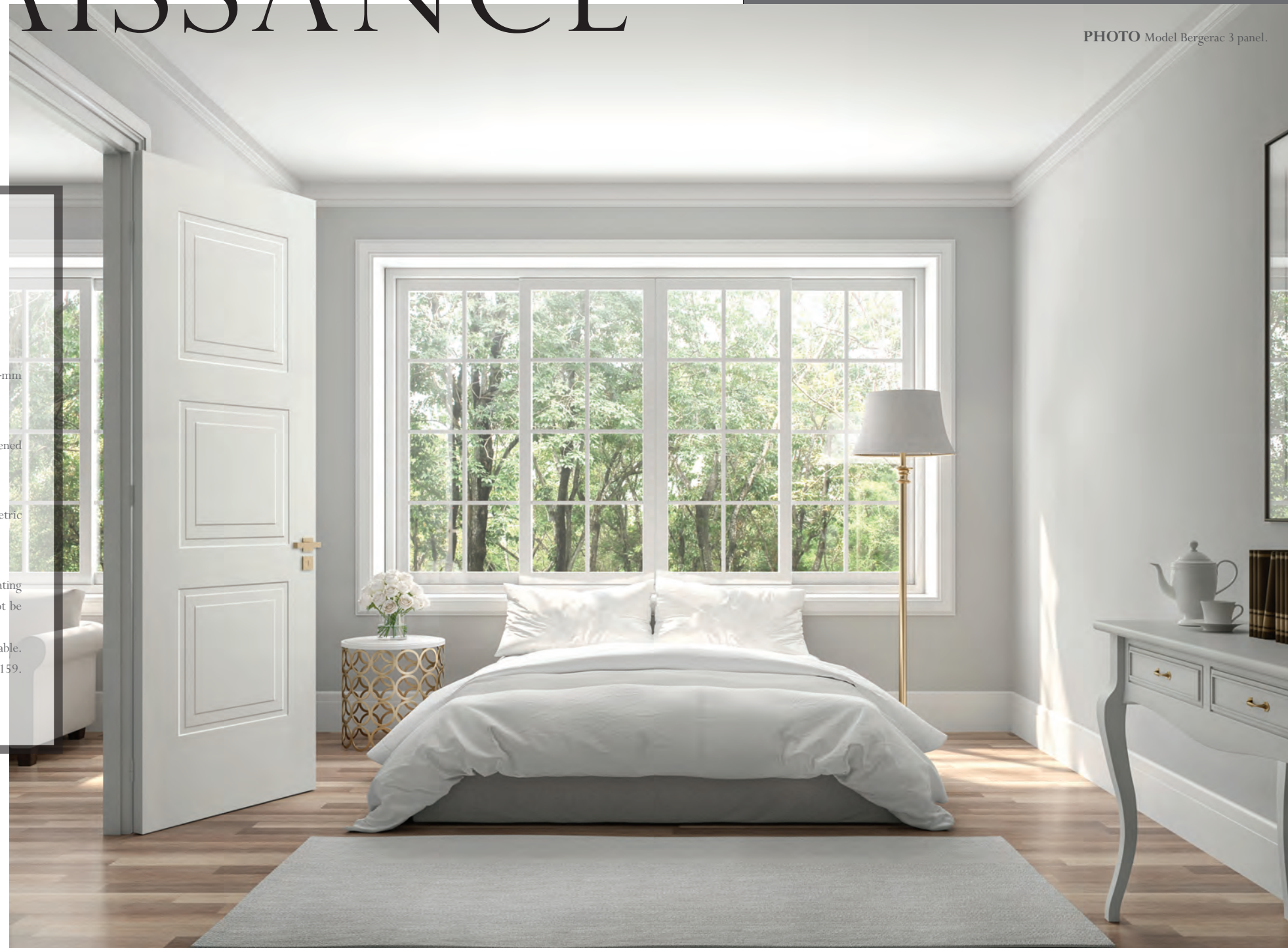
## Door sizes

6 standard sizes. Please see page 5 for imperial/metric conversion door sizes.

## Other

For double doors a T-lipping must be used. Rebating a door will invalidate the guarantee and should not be done.

Matching skirting and architrave options are available. Please refer to the moulding section on pages 152-159. Internal use only.



The elegant design of the Renaissance door range is characterised by a beautiful triple-step panel treatment which is quite different from most other door designs currently on the market.

Available in 1 panel and 3 panel configurations, this is a selection of doors which is sure to lend a degree of grandeur to your interior space.

Available in white primed paint finish.

Glass ope models in opal laminate and clear come preglazed with EN 12150 compliant safety glass.

A complementary range of mouldings is now also available to provide the necessary finishing touch. Please see pages 152-159.



1. Versailles 1 panel; 2. Bergerac 3 panel; 3. Bergerac 3 lite (clear glass); 4. Versailles 1 lite (opal laminate glass); 5. Versailles 1 lite clear glass (moulding detail); 6. Bergerac 3 lite (opal laminate glass).

**PLEASE NOTE**

For general information about these models please refer to page 44.

For detailed information about complementary skirting and architrave options please refer to the moulding section on pp 152-159.





bergerac  
3 lite  
clear glass



bergerac  
3 panel



bergerac  
3 lite  
opal laminate glass



versailles  
1 lite  
clear glass



versailles  
1 panel



versailles  
1 lite  
opal laminate glass

**PLEASE NOTE**

*For general information about these models please refer to page 44.*

*For detailed information about complementary skirting and architrave options please refer to the moulding section on pp 152-159.*

# EUROPEAN

WHITE / BLACK / SILK GREY

European range creates a unique, distinctive and highly personal interior for your home. It has already proven to be a hot favourite among our clients.

Pure White, outstanding Matt Black and sophisticated Silk Grey door models stand out for their elegance of contemporary design and beautiful craftsmanship.

Adorned with beautiful mouldings, each door embodies a perfect blend of aesthetics and functionality, making them a stunning addition to any space.

Glazed models come in a choice of clear glass with a 25mm bevel\* or a quality obscure opal laminate glass providing extra privacy if required.

A complementary range of mouldings is now also available to provide the necessary finishing touch. Please see pages 152-159.

\*excluding Eindhoven model



1. Salzburg silk grey 1 panel 1 lite (clear bevelled glass); 2. Amsterdam black 1 lite (opal laminate glass); 3. Eindhoven 1 panel.





1. Amsterdam white 1 panel (moulding detail); 2. Arnhem white 2 panel; 3. Amsterdam white 1 lite (opal laminate glass); 4. Arnhem white 1 panel 1 lite (opal laminate glass).

**PLEASE NOTE**

For general information about these models please refer to page 68.

For detailed information about complementary skirting and architrave options please refer to the moulding section on pp 152-159.



amsterdam white  
1 lite  
*clear bevelled glass*



amsterdam white  
1 panel



amsterdam white  
1 lite  
*opal laminate glass*



arnhem white  
1p 1 lite  
*clear bevelled glass*



arnhem white  
2 panel



arnhem white  
1p 1 lite  
*opal laminate glass*

**PLEASE NOTE**

*For general information about these models please refer to page 68.*

*For detailed information about complementary skirting and architrave options please refer to the moulding section on pp 152-159.*

1. Eindhoven 1 lite frosted glass\* (glass detail); 2. Eindhoven 1 panel; 3. Eindhoven 1 panel; 4. Eindhoven 1 panel (moulding detail).



eindhoven  
1 lite  
clear glass



eindhoven  
1 panel



eindhoven  
1 lite  
frosted glass \*

New Feature  
EASY CLEAN GLASS

**PLEASE NOTE**

\* Model Eindhoven 1 lite frosted glass now has easy clean glass.  
Model Eindhoven 1 lite frosted glass features 3cm clear glass perimeter.

1

2



3

1. Milan 2 panel (moulding detail); 2. Milan 2 panel; 3. Milan 2 panel.



milan  
1p 1 lite  
no glass



milan  
1p 1 lite  
clear glass



milan  
2 panel



milan  
1p 1 lite  
opal laminate glass

**PLEASE NOTE**

For general information about these models please refer to page 68.

For detailed information about complementary skirting and architrave options please refer to the moulding section on pp 152-159.



1. Arnhem black 1p 1 lite (clear bevelled glass) & 2 panel; 2. Amsterdam black 1 panel (moulding detail); 3. Amsterdam black 1 lite (clear bevelled glass); 4. Amsterdam black 1 panel.

**PLEASE NOTE**

For general information about these models please refer to page 68.

For detailed information about complementary skirting and architrave options please refer to the moulding section on pp 152-159.



amsterdam black  
1 lite  
*clear bevelled glass*



amsterdam black  
1 panel



amsterdam black  
1 lite  
*opal laminate glass*



arnhem black  
1p 1 lite  
*clear bevelled glass*



arnhem black  
2 panel



arnhem black  
1p 1 lite  
*opal laminate glass*

**PLEASE NOTE**

*For general information about these models please refer to page 68.*

*For detailed information about complementary skirting and architrave options please refer to the moulding section on pp 152-159.*





1. Salzburg silk grey 1p 1 lite (clear bevelled glass); 2. Vienna silk grey 3 panel (moulding and panel detail); 3. Salzburg silk grey 2 panel; 4. Vienna silk grey 3 lite (clear bevelled glass).

**PLEASE NOTE**

For general information about these models please refer to page 68.

For detailed information about complementary skirting and architrave options please refer to the moulding section on pp 152-159.



salzburg silk grey  
1p 1 lite  
*clear bevelled glass*



salzburg silk grey  
2 panel



salzburg silk grey  
1p 1 lite  
*opal laminate glass*



vienna silk grey  
3 lite  
*clear bevelled glass*



vienna silk grey  
3 panel



vienna silk grey  
3 lite  
*opal laminate glass*

**PLEASE NOTE**

*For general information about these models please refer to page 68.*

*For detailed information about complementary skirting and architrave options please refer to the moulding section on pp 152-159.*

**Finish**

Factory primed in white (RAL 9003), black (RAL 9005) or silk grey (RAL 7044).

**Style**

Traditional and contemporary designs with stiles and rails.

**Construction**

Particle board core. Dowelled construction. 10mm solid wood lipping. Reducible by 3mm per side. Extra wide stiles and rails.

**Glazing**

Glass ope models come preglazed in 5mm toughened clear glass/clear bevelled glass/opal laminate glass (EN12150).

**Door sizes**

6 standard sizes. Please see page 5 for imperial/metric conversion door sizes.

**Other**

For double doors a T-lipping must be used. Rebating a door will invalidate the guarantee and should not be done.

Internal use only.



prague silk grey  
1 lite  
*clear bevelled glass*



prague silk grey  
1 panel



prague silk grey  
1 lite  
*opal laminate glass*

# DAIKEN

BLACK ON OAK / BLACK ON WHITE / GREY / WALNUT

New for 2024, Daiken range features outstanding models with a two-tone effect in which the classic shaker design door and its two 6 lite variants combine a black bead treatment overlaid on a choice of either oak, white or black laminate finish. A fresh and attractive take on the classic one panel and 6 lite design themes.

Glazed models come in a choice of clear glass or a quality obscure opal laminate glass providing extra privacy if required.

A complementary range of mouldings in walnut and grey is now also available to provide the necessary finishing touch. Please see pp 152-159.



PHOTO Model Black on white (opal laminate glass). NEW.



1. Black on oak clear glass (bead detail). NEW; 2. Grey 4 panel; 3. Black on oak (opal laminate glass). NEW; 4. Grey 4 panel (flat panel detail); 5. Black on white 1 panel. NEW.

**PLEASE NOTE**

For general information about these models please refer to page 80.

For detailed information about complementary skirting and architrave options please refer to the moulding section on pp 152-159.


New for 2024, Daiken black features a two-tone effect in which the classic shaker model and its two 6 lite variants combine a black bead treatment overlaid on a choice of either oak, white or black laminate finish. A fresh and attractive take on the classic one panel and 6 lite design themes.

NEW



black on oak  
6 lite  
*clear glass*

NEW



black on oak  
1 panel

NEW



black on oak  
6 lite  
*opal laminate glass*

PLEASE NOTE

*Models on this page, black on oak, arriving March 2024.*

NEW



black on white  
6 lite  
*clear glass*

NEW



black on white  
1 panel

NEW



black on white  
6 lite  
*opal laminate glass*

PLEASE NOTE

*Models on this page, black on white, arriving H2 2024.*

1. Walnut 1 panel (moulding detail); 2. Walnut 1 panel; 3. Eclipse grey (opal laminate glass); 4. Eclipse grey (clear glass).



eclipse  
clear glass



eclipse



eclipse  
opal laminate glass

**PLEASE NOTE**

For general information about these models please refer to page 80.

For detailed information about complementary skirting and architrave options please refer to the moulding section on pp 152-159.



grey 4 lite  
*clear glass*



grey 4 panel



grey 4 lite  
*opal laminate glass*



grey 1 lite  
*clear glass*



grey 1 panel



grey 1 lite  
*opal laminate glass*

**PLEASE NOTE**

*For general information about these models please refer to page 80.*

*For detailed information about complementary skirting and architrave options please refer to the moulding section on pp 152-159.*





**Finish**

Durable wood effect laminate facing.

**Style**

Shaker style with panels and rails.

**Construction**

Dufaylite core. 44mm thickness. Reducible by 3mm per side. Painted 10mm solid hardwood edging.

**Glazing**

Glazed models come preglazed with 5mm clear or opal laminate glass (EN12150).

**Door sizes**

6 standard sizes. Please see page 5 for imperial/metric conversion door sizes.

**Other**

For double doors a T-lipping must be used. Rebating a door will invalidate the guarantee and should not be done.


Matching skirting and architrave options are available.

Please refer to the moulding section on pages 152-159.

Internal use only.



walnut 1 lite  
clear glass



walnut  
1 panel



walnut 1 lite  
opal laminate glass

# CONTRACT

WHITE / OAK / FD30

A wide selection of traditional and contemporary door designs, available in white and oak finishes, crafted and factory lacquered to a very high standard.

Our Contract range, both stylish and budget-friendly, offers durability and a modern aesthetic to perfectly complement any home.

Glass ope models come preglazed with EN 12150 compliant safety glass.

A complementary range of mouldings in white and oak is also available to provide the necessary finishing touch. Please see pages 152-159.



PHOTO Model Centaur fd30.



1



2



3



4

1. Pegasus 1 lite clear glass (glass detail); 2. Minotaur fd30; 3. Centaur fd30; 4. Pegasus 1 lite (clear glass).



unicorn primed  
clear glass



minotaur fd30



pegasus 1 lite  
clear glass



pegasus fd30

**PLEASE NOTE**

For general information about these models please refer to page 86.

Model Pegasus 1 lite features a beautiful 10mm Diamond V Cut glass treatment which continues the visual cue of the vertical panel groove below.

For detailed information about complementary skirting and architrave options please refer to the moulding section on pp 152-159.

PHOTO Model Hydra (clear glass).

**Finish**

MDF white facing. Factory primed in white (RAL 9003).

**Style**

Contemporary and traditional styles with grooves.

**Construction**

HD engineered core. 44mm thickness. 30mm solid pine frame construction. Reducible by 3mm per side.

**Glazing**

Glass ope models come preglazed in 5mm clear toughened glass (EN12150).

Model Pegasus 1 lite features a beautiful 10mm Diamond V Cut glass treatment which continues the visual cue of the vertical panel grooves below.

**Door sizes**

6 standard sizes. Please see page 5 for imperial/metric conversion door sizes.

**Other**

Internal use only. For double doors a T-lipping must be used. Rebating a door will invalidate the guarantee and should not be done.

Internal use only.



hydra  
clear glass



centaur  
fd30

**PLEASE NOTE**

For detailed information about complementary skirting and architrave options please refer to the moulding section on pp 152-159.

1. Sheeted 4HG shaker; 2. Contract 4 panel; 3. Sheeted 4VG shaker; 4. Sheeted 4HG shaker (groove detail).



contract 2p 2 lite  
clear glass



contract  
4 panel



sheeted 4HG shaker  
4 horizontal grooves



sheeted 4VG shaker  
4 vertical grooves

**PLEASE NOTE**

For general information about these models please refer to page 90.

For detailed information about complementary skirting and architrave options please refer to the moulding section on pp 152-159.



**Finish**  
American white oak veneer. Factory lacquer, 120g per m<sup>2</sup>.

**Style**  
Shaker style.

**Construction**  
Particle board core. Dowelled construction. 44mm thickness. Reducible by 3mm per side. 10mm solid side lipping.

**Glazing**  
Glazed models come preglazed with 5mm clear or frosted glass (EN12150).

**Door sizes**  
6 standard sizes. Please see page 5 for imperial/metric conversion door sizes.

**Other**  
For double doors a T-lipping must be used. Rebating a door will invalidate the guarantee and should not be done.  
Internal use only.



contract 1 lite  
clear glass



contract 1 panel  
1 panel



contract 1 lite  
frosted glass

---

Java range is a contemporary range of door designs manufactured to a high standard of quality and finish.

The freshness of brilliant white has become a very popular choice in recent years with people who wish to invigorate and revitalise their homes – Java White now broadens that choice.

Glass ope models come pre-glazed with EN 12150 compliant safety glass.

Torea, Nema and Bora models receive three coats - one base coat and two top coats.



J  
A  
W  
H  
I  
T  
E



1. Torea 4 lite primed clear glass (groove detail); 2. Shaker 1 panel primed (available as fd30); 3. Shaker 4 panel primed; 4. Nema primed; 5. Colosseum 1 lite (clear glass). NEW.

**PLEASE NOTE**

For general information about these models please refer to page 100.

For detailed information about complementary skirting and architrave options please refer to the moulding section on pp 152-159.



1. Colosseum 1 panel (painted black); 2. Colosseum 1 panel; 3. Colosseum 1 panel (panel detail).

1



2



3



NEW



colosseum  
1 lite  
clear glass

NEW



colosseum  
1 panel

NEW



colosseum  
1 lite  
opal laminate glass

**PLEASE NOTE**

Colosseum models have 6mm x 2.5mm grooves.

For general information about these models please refer to page 100.



shaker 4 lite  
primed  
clear glass



shaker 4 panel  
primed



shaker 4 lite  
primed  
frosted glass



shaker 1 lite  
primed  
clear glass



shaker 1 panel  
primed  
available as fd30



shaker 1 lite  
primed  
frosted glass\*

**PLEASE NOTE**

\* Model Shaker 1 lite primed frosted glass now has easy clean glass.

For general information about these models please refer to page 100.

For detailed information about complementary skirting and architrave options please refer to the moulding section on pp 152-159.



**Finish**  
Factory primed in white (RAL 9003).

**Style**  
Shaker style with 1, 4 and 5 glass/panel options.

**Construction**  
Particle board core. Models Torea 4 lite and Nema have a light weight core. Dowelled construction. 44mm thickness. 10mm solid perimeter lipping. Reducible by 3mm per side.

**Glazing**  
Glass ope models come preglazed with 5mm clear toughened glass (EN12150).

**Door sizes**  
6 standard sizes. Please see page 5 for imperial/metric conversion door sizes.

**Other**  
For double doors a T-lipping must be used. Rebating a door will invalidate the guarantee and should not be done.  
Internal use only.

PHOTO Model Torea 4 lite primed (clear glass).



torea 4 lite  
primed  
clear glass



nema  
primed

**PLEASE NOTE**

Torea and Nema models receive three coats - one base coat and two top coats.

# VICTORIA

## TRADITIONAL

### Finish

2.5mm HDF door facing. Factory primed in white (RAL 9003).

### Style

2 and 4 panel door models.

### Construction

Particle board core. Dowelled construction. 44mm thickness. 15mm thick HDF panel. Reducible by 3mm per side. Ornate hardwood decorative bed bead.

### Glazing

Glass ope models come unglazed.

### Door sizes

6 standard sizes. Please see page 5 for imperial/metric conversion door sizes.

Model Victoria Traditional 2 lite 2 panel comes **only** in 3 sizes 80x34, 80x32 & 78x30.

### Other

For double doors a T-lipping must be used. Rebating a door will invalidate the guarantee and should not be done.

Internal use only.



PHOTO Model Victoria traditional 2 panel 2 lite (comes unglazed).

Traditional white pays homage to vintage door design but with the benefits of modern production techniques. These doors feature flat panel design with decorative mould inserts.

An obvious choice for those who wish to capture a sense of antiquity for their home.

Victoria traditional 2 lite comes unglazed.

A complementary range of mouldings in white is also available to provide the necessary finishing touch. Please see pp 152-159.



1. Victoria traditional 4 panel; 2. Victoria traditional 4 panel; 3. Victoria traditional 2 panel 2 lite (moulding detail).



victoria traditional  
2 panel 2 lite  
unglazed



victoria traditional  
4 panel

**PLEASE NOTE**

For general information about these models please refer to page 102.

For detailed information about complementary skirting and architrave options please refer to the moulding section on pp 152-159.

ARCTIC

This moulded range of interior doors is available in a choice of smooth or woodgrain finishes, offering both traditional and contemporary designs with complementary glazed and fire door options.


Arctic doors are manufactured by Norma Doors Technologies.

Models with \* symbol have a fire-rated fd30 (and in some cases fd60) version which can be seen in the regency fire section pp 116-117, 128-129.



PHOTO Model Classique\* woodgrain.

1. York\* smooth; 2. Linea glazed smooth (clear glass); 3. Linea smooth; 4. Carrara\* smooth.



linea  
smooth



linea glazed  
smooth  
clear glass



carrara\*  
smooth



york\*  
smooth

**PLEASE NOTE**

Models with \* symbol have a fire-rated fd30 (and in some cases fd60) version which can be seen in the regency fire section pp 116-117, 128-129.

Arctic models are manufactured by Norma Doors Technologies.

For detailed information about complementary skirting and architrave options please refer to the moulding section on pp 152-159.

PHOTO Model Bostonian woodgrain.

**Finish**  
3mm fibreboard facing. Factory primed in white (RAL 9003).

**Style**  
Traditional and contemporary styles.

**Construction**  
Dufaylite paper core. 44mm thickness. Reducible by 3mm per side.

**Glazing**  
Glass ope models come preglazed.

**Sizes**  
6 standard sizes. Please see page 5 for imperial/metric conversion door sizes.

**Other**  
Models with \* symbol have a fire-rated fd30 (and in some cases fd60) version which can be seen in the regency fire section pp 116-117, 128-129.  
For double doors a T-lipping must be used. Rebating a door will invalidate the guarantee and should not be done.  
Interior use only.



bostonian\*  
woodgrain



classique glazed  
woodgrain  
*clear glass*



classique\*  
woodgrain



---

With an ever increasing level of inspection, choosing the correct fire door, frame and intumescent materials requires careful consideration to ensure compliance.

At Doras the emphasis is on product quality so it is our policy to use only those fire door manufacturers that use proper manufacturing methods and quality materials to ensure a finished product that is attractive, fit for purpose and compliant to regulations.

All stocked products are certified fire resistant to the required European or British standards (EN 1634 or BS 476) with full accreditation from the relevant testing authorities.

At Doras we stock imperial and metric sizes as standard in many of our ranges (please refer to page 5) and out-sized and off standard sizes are also available to order.

# FIRE DOORS RESIDENTIAL





1. Tacto 7300 fd30 basalt grey; 2. Tacto 7300 fd30 glacier grey.

**Finish**

Overveneered in 0.6mm high quality vinyl finish.

**Style**

Contemporary door design with horizontal veneer in the center and vertical veneers on the sides.

**Construction**

Solid particleboard core with minimum density of 560 kg/m<sup>3</sup>. 45mm thickness. Side lipping in solid timber with vinylacetate adhesive D-3. Edge-banded on whole perimeter in PVC glued with PUR D-4 adhesive.

**FD**

All models are fd30 rated.

**Door sizes**

6 standard sizes. Please see page 5 for imperial /metric conversion door sizes. Off-standard sizes are also available to order.

**Other**

All Tacto models are available ex-stock now. Internal use only.

**PLEASE NOTE**

Tacto range is available ex-stock. All solid models have fd30 rating. Off-standard sizes are also available to order.

For detailed information about complementary skirting and architrave options please refer to the moulding section on pp 152-159.



tacto 7300 fd30

desert beige

- 78 x 24
- 78 x 26
- 78 x 28
- 78 x 30
- 80 x 32
- 80 x 34



tacto 7300 fd30

glacier grey

- 78 x 24
- 78 x 26
- 78 x 28
- 78 x 30
- 80 x 32
- 80 x 34



tacto 7300 fd30

basalt grey

- 78 x 24
- 78 x 26
- 78 x 28
- 78 x 30
- 80 x 32
- 80 x 34



1. Carrara fd30 smooth; 2. Classique fd30 woodgrain.

**Finish**

3mm fibreboard facing. Factory primed in white (RAL 9003).

**Style**

Traditional and contemporary styles.

**Construction**

Routed particle board core. 44mm/55mm thickness. Reducible by 3mm per side.

**FD**

All models are fd30 rated. Model York smooth and Bostonian woodgrain also available as fd60.

**Door sizes**

Please refer to the details under the door images on the opposite page.

**Other**

All Norma firedoors are tested to European (Tecnalia) and British (Warrington) standards of fire safety - certificates available on request.

Internal use only.

**PLEASE NOTE**

All Norma firedoors are tested to European (Tecnalia) and British (Warrington) standards of fire safety - certificates available on request.

To view our range of complementary and fully certified Arrone fire door ironmongery kits please refer to pages 148-149.



york fd30/fd60  
smooth

fd30	fd60
78 x 24	78 x 30
78 x 26	80 x 32
78 x 28	
78 x 30	
80 x 32	
80 x 34	
80 x 36	



carrara fd30  
smooth

fd30
78 x 24
78 x 26
78 x 28
78 x 30
80 x 32
80 x 34



bostonian fd30/fd60  
woodgrain

fd30	fd60
78 x 24	78 x 30
78 x 26	80 x 32
78 x 28	
78 x 30	
80 x 32	
80 x 34	



classique fd30  
woodgrain

fd30
78 x 24
78 x 26
78 x 28
78 x 30
80 x 32
80 x 34



**Finish**

MDF white facing. Factory primed in white.

**Style**

Panels and sheeting.

**Construction**

30mm solid pine frame construction.  
45mm thickness. Reducible by 3mm per side.

**FD**

All models are fd30 rated.

**Door sizes**

6 standard sizes. Please see page 5 for imperial/metric conversion door sizes.


**Other**

Internal use only.



minotaur fd30

- 78 x 24
- 78 x 26
- 78 x 28
- 78 x 30
- 80 x 32
- 80 x 34



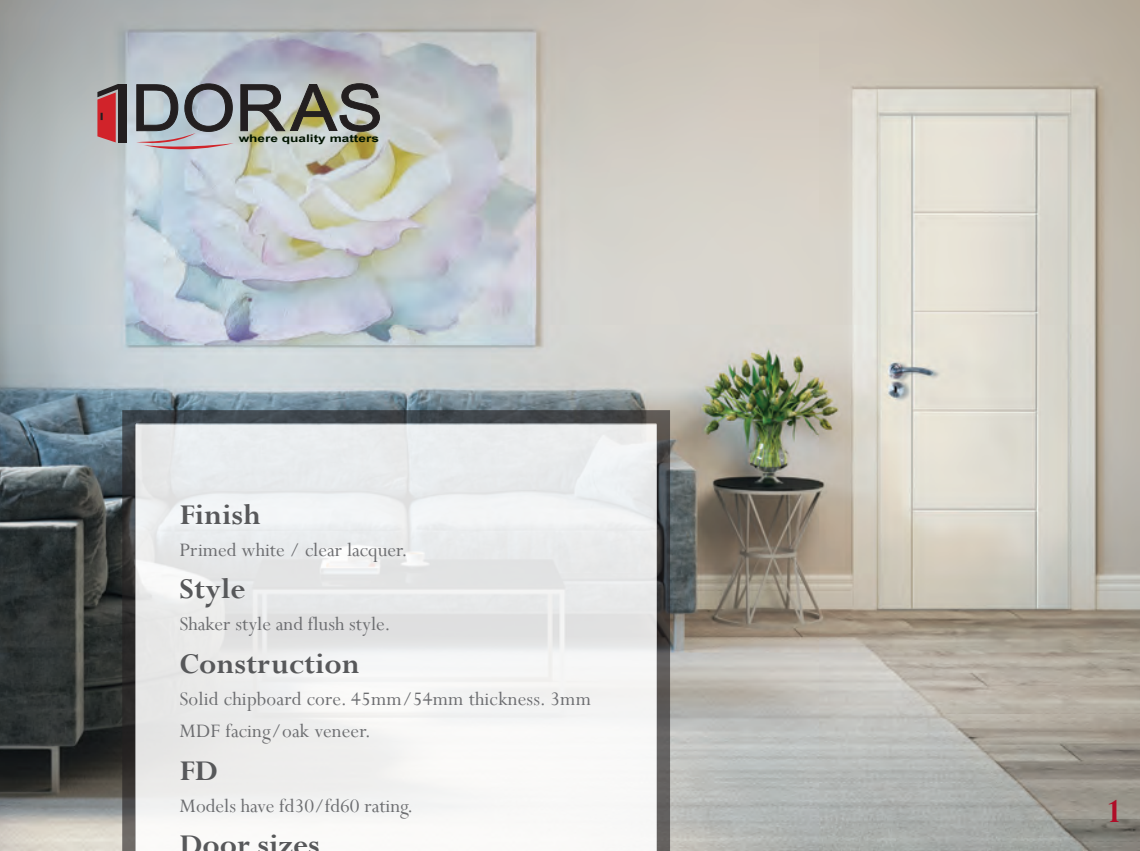
centaur fd30

- 78 x 24
- 78 x 26
- 78 x 28
- 78 x 30
- 80 x 32
- 80 x 34



pegasus fd30

- 78 x 24
- 78 x 26
- 78 x 28
- 78 x 30
- 80 x 32
- 80 x 34



1

**Finish**

Primed white / clear lacquer.

**Style**

Shaker style and flush style.

**Construction**

Solid chipboard core. 45mm/54mm thickness. 3mm MDF facing/oak veneer.

**FD**

Models have fd30/fd60 rating.

**Door sizes**

Please refer to the details under the door images on the opposite page.

**Other**

\* The primed shaker fd30 glazed door from Norma incorporates a large single clear pane of EW 7mm Pyroguard fire rated glass. This design gives the maximum amount of light while still capable of providing 30 min of fire protection.

Internal use only.



2



flush oak fd30/fd60

fd30	fd60
2040 x 426	2040 x 426
2040 x 526	2040 x 726
2040 x 626	2040 x 826
2040 x 726	2040 x 926
2040 x 826	2040 x 1026
2040 x 926	
2040 x 1026	



flush primed fd30/fd60

fd30	fd60
2040 x 426	2040 x 426
2040 x 526	2040 x 526
2040 x 626	2040 x 626
2040 x 726	2040 x 726
2040 x 826	2040 x 826
2040 x 926	2040 x 926
2040 x 970	2040 x 1026
2040 x 1026	
2040 x 1126	



pan 6 fd30

fd30
78 x 24
78 x 26
78 x 28
78 x 30
80 x 32
80 x 34



shaker 1 lite fd30 primed\*  
clear glass

fd30
78 x 30
80 x 32
80 x 34



shaker 1p fd30 primed

fd30
78 x 24
78 x 26
78 x 28
78 x 30
80 x 32
80 x 34

1. Pant 6 fd30; 2. Shaker 1 panel fd30 primed.



**Flush oak veneered fd30/fd60**

0.6mm oak veneer. 45mm/54mm thickness. fd30/fd60 fire resistant chipboard core. 6mm/10mm hardwood side lipping. High quality factory lacquer. Internal use only.

**Flush primed white fd30/fd60**

Fd30/fd60 fire resistant solid chipboard core. 45mm/54mm thickness. fd30/fd60 fire resistant chipboard core. 3mm MDF facing primed white. Internal use only.

**Fire blank fd30/fd60**

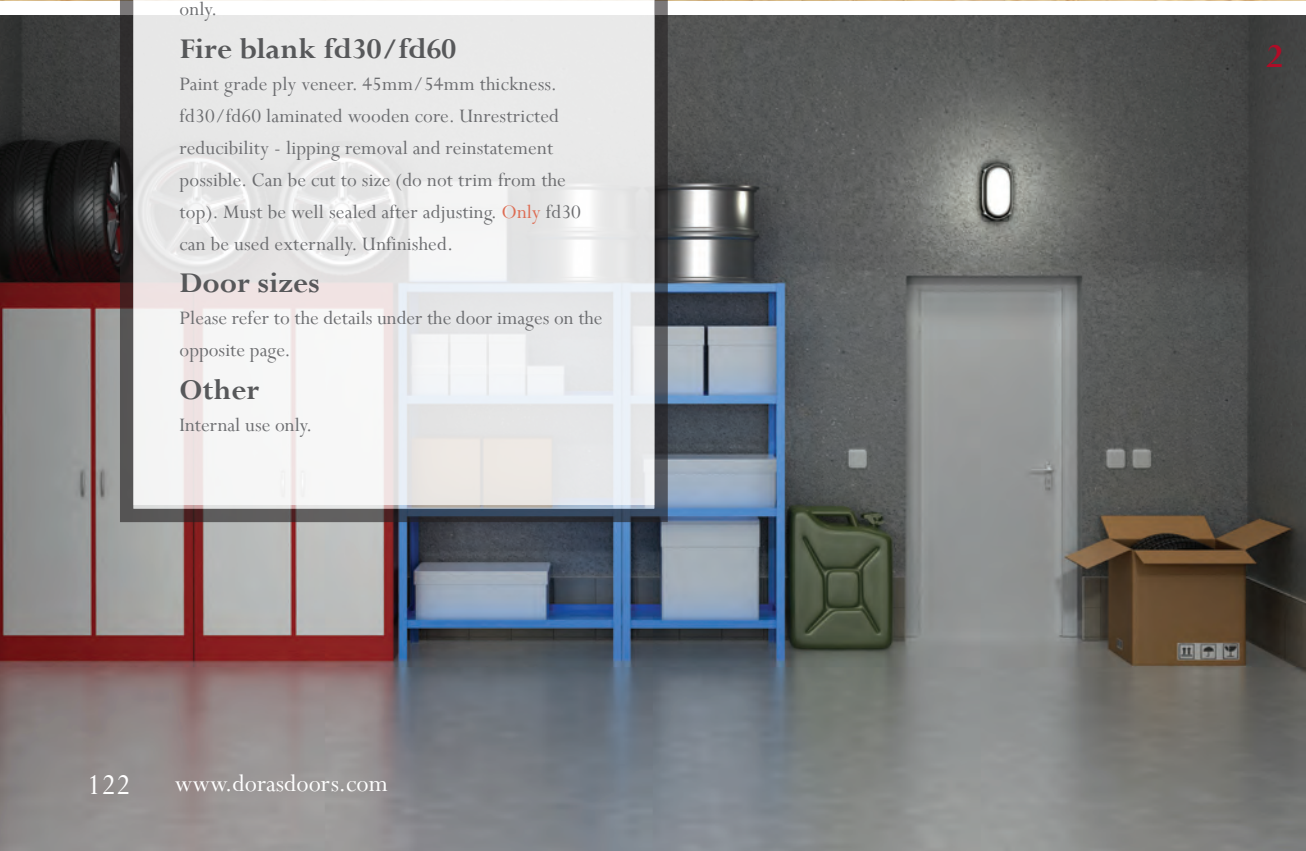
Paint grade ply veneer. 45mm/54mm thickness. fd30/fd60 laminated wooden core. Unrestricted reducibility - lipping removal and reinstatement possible. Can be cut to size (do not trim from the top). Must be well sealed after adjusting. **Only** fd30 can be used externally. Unfinished.

**Door sizes**

Please refer to the details under the door images on the opposite page.

**Other**

Internal use only.



1. Fire blank fd30/fd60 (painted green); 2. Flush MDF primed fd30/fd60.

**PLEASE NOTE**

\*Fire blank fd30 / fd60 not manufactured by Norma.




flush oak veneered  
fd30/fd60

fd30	fd60
78 x 24	78 x 30
78 x 26	80 x 32
78 x 28	80 x 34
78 x 30	
80 x 32	
80 x 34	



flush primed  
fd30/fd60

fd30	fd60
78 x 24	78 x 30
78 x 26	80 x 32
78 x 28	80 x 34
78 x 30	
80 x 32	
80 x 34	



fire blank\*  
fd30/fd60

fd30	fd60
80 x 32	84 x 36
84 x 36	
96 x 48	

## FIRE DOORS

All fire doors are certified to European or British standards (EN 1634 or BS 476) - certificates are available on request.

At Doras the emphasis is on product quality so it is our policy to use only those fire door manufacturers that use proper manufacturing methods and quality materials to ensure a finished product that is attractive, fit for purpose and compliant to regulations.

We stock imperial and metric sizes as standard in many of our ranges and out-sized and off standard sizes are also available to order.

Bespoke fire door design is also a service we can offer for commercial projects.

## IRONMONGERY

All of our Norma fd30 fire doors have been tested and certified in conjunction with the internationally recognised Arrone brand of ironmongery.

These fire door kits take the guesswork out of the component selection process providing great peace of mind in the knowledge that both door and ironmongery elements are approved for use and together achieve the adherence critical to fire safety standards.

For further information on Arrone fire door ironmongery kits please refer to pp 148-149.

At Doras we have been selling fire doors for many years and during that time we have acquired an understanding and technical expertise with the product which enables us to inform, advise and recommend on many of the salient aspects of fire performance.

Our technical department is at your disposal when it comes to any questions or concerns you may have in relation to fire matters ie compliance, approved materials, installation methods etc.

# FIRE DOORS COMMERCIAL



PHOTO Model Carrara fd30 smooth.



**Finish**

Overveneered in 0.6mm high quality vinyl finish.

**Style**

Contemporary door design with horizontal veneer in the center and vertical veneers on the sides.

**Construction**

Solid particleboard core with minimum density of 560 kg/m<sup>3</sup>. 45mm thickness. Side lipping in solid timber with vinylacetate adhesive D-3. Edge-banded on whole perimeter in PVC glued with PUR D-4 adhesive.

**FD**

All models are fd30 rated.

**Door sizes**

6 standard sizes. Please see page 5 for imperial/metric conversion door sizes. Off-standard sizes are also available to order.

**Other**

All Tacto models are available ex-stock now.  
Internal use only.

1. Tacto 7300 fd30 basalt grey; 2. Tacto 7300 fd30 glacier grey.



**PLEASE NOTE**

Tacto range is available ex-stock. All solid models have fd30 rating. Off-standard sizes are also available to order.

For detailed information about complementary skirting and architrave options please refer to the moulding section on pp 152-159.



tacto 7300 fd30

desert beige

- 78 x 24
- 78 x 26
- 78 x 28
- 78 x 30
- 80 x 32
- 80 x 34



tacto 7300 fd30

glacier grey

- 78 x 24
- 78 x 26
- 78 x 28
- 78 x 30
- 80 x 32
- 80 x 34



tacto 7300 fd30

basalt grey

- 78 x 24
- 78 x 26
- 78 x 28
- 78 x 30
- 80 x 32
- 80 x 34





**Finish**

3mm fibreboard facing. Factory primed in white (RAL 9003).

**Style**

Traditional and contemporary styles.

**Construction**

Routed particle board core. 44mm/55mm thickness. Reducible by 3mm per side.

**FD**

All models are fd30 rated. Model York smooth and Bostonian woodgrain also available as fd60.

**Door sizes**

Please refer to the details under the door images on the opposite page.

**Other**

All Norma firedoors are tested to European (Tecnalia) and British (Warrington) standards of fire safety - certificates available on request. Internal use only.



1. Carrara fd30 smooth; 2. York fd30/fd60 smooth.

**PLEASE NOTE**

All Norma firedoors are tested to European (Tecnalia) and British (Warrington) standards of fire safety - certificates available on request. To view our range of complementary and fully certified Arrone fire door ironmongery kits please refer to pages 148-149.



york fd30/fd60  
smooth

fd30	fd60
78 x 24	78 x 30
78 x 26	80 x 32
78 x 28	
78 x 30	
80 x 32	
80 x 34	
80 x 36	



carrara fd30  
smooth

fd30
78 x 24
78 x 26
78 x 28
78 x 30
80 x 32
80 x 34



bostonian fd30/fd60  
woodgrain

fd30	fd60
78 x 24	78 x 30
78 x 26	80 x 32
78 x 28	
78 x 30	
80 x 32	
80 x 34	



classique fd30  
woodgrain

fd30
78 x 24
78 x 26
78 x 28
78 x 30
80 x 32
80 x 34



1. Flush oak fd30/ fd60 & GC 06 oak fd30/fd60; 2. Flush primed fd30/fd60 (painted grey).

**Finish**

Primed white/clear lacquer.

**Style**

Flush style.

**Construction**

Solid chipboard core. 45mm/54mm thickness. 3mm MDF facing/oak veneer.

**FD**

Models have fd30/fd60 rating.

**Door sizes**

Please refer to the details under the door images on the opposite page.

**Glazing**

Preglazed in fire-rated clear glass.

**Other**

All Norma firedoors are tested to European (Tecnalia) and British (Warrington) standards of fire safety - certificates available on request.

Internal use only.



2

**PLEASE NOTE**

Doras Distributors is the exclusive agent for Norma products in the Republic of Ireland. For more information please see [www.norma-doors.com](http://www.norma-doors.com).

All Norma firedoors are tested to European (Tecnalia) and British (Warrington) standards of fire safety - certificates available on request.



flush primed fd30/fd60

fd30	fd60
2040 x 426	2040 x 426
2040 x 526	2040 x 526
2040 x 626	2040 x 626
2040 x 726	2040 x 726
2040 x 826	2040 x 826
2040 x 926	2040 x 926
2040 x 970	2040 x 1026
2040 x 1026	
2040 x 1126	



gc 06 primed fd30/fd60

fd30	fd60
2040 x 826	2040 x 826
2040 x 926	2040 x 926



flush oak fd30/fd60

fd30	fd60
2040 x 426	2040 x 426
2040 x 526	2040 x 726
2040 x 626	2040 x 826
2040 x 726	2040 x 926
2040 x 826	2040 x 1026
2040 x 926	
2040 x 1026	



gc 06 oak fd30/fd60

fd30	fd60
2040 x 826	2040 x 826
2040 x 926	2040 x 926
2040 x 1026	2040 x 1026

**Finish**

MDF white facing. Factory primed in white.

**Style**

Shaker style and flush style.

**Construction**

30mm solid pine frame construction.  
45mm thickness. Reducible by 3mm per side.

**FD**

All models are fd30 rated.

**Door sizes**

6 standard sizes. Please see page 5 for imperial/metric conversion door sizes.

**Other**


\* The primed shaker fd30 glazed door from Norma incorporates a large single clear pane of EW 7mm Pyroguard fire rated glass. This design gives the maximum amount of light while still capable of providing 30 min of fire protection.

Internal use only.



minotaur  
fd30

- 78 x 24
- 78 x 26
- 78 x 28
- 78 x 30
- 80 x 32
- 80 x 34



centaur  
fd30

- 78 x 24
- 78 x 26
- 78 x 28
- 78 x 30
- 80 x 32
- 80 x 34



pegasus  
fd30

- 78 x 24
- 78 x 26
- 78 x 28
- 78 x 30
- 80 x 32
- 80 x 34



pant 6  
fd30

- 78 x 24
- 78 x 26
- 78 x 28
- 78 x 30
- 80 x 32
- 80 x 34



shaker 1 lite primed\*  
fd30  
clear glass

- 78 x 30
- 80 x 32
- 80 x 34



shaker 1p primed  
fd30

- 78 x 24
- 78 x 26
- 78 x 28
- 78 x 30
- 80 x 32
- 80 x 34

**PLEASE NOTE**

\*The primed shaker fd30 glazed door from Norma incorporates a large single clear pane of EW 7mm Pyroguard fire rated glass. This design gives the maximum amount of light while still capable of providing 30 min of fire protection.

**Fire blank fd30/fd60**

Paint grade ply veneer. 45mm/54mm thickness. fd30/fd60 laminated wooden core. Unrestricted reducibility - lipping removal and reinstatement possible. Can be cut to size (do not trim from the top). Must be well sealed after adjusting. Unfinished. **Only** fd30 can be used externally.

**Primed white fd30/fd60**

Fd30/fd60 fire resistant chipboard core. 45mm/54mm thickness. 3mm MDF facing primed white. Internal use only.

**Glazing**


Preglazed in fire-rated clear glass.

**Door sizes**

Please refer to the details under the door images on the opposite page.

**Other**

Internal use only.




fire blank\* fd30/fd60

fd30	fd60
80 x 32	84 x 36
84 x 36	
96 x 48	



flush primed fd30/fd60

fd30	fd60
78 x 24	78 x 30
78 x 26	80 x 32
78 x 28	80 x 34
78 x 30	
80 x 32	
80 x 34	



gc 01 primed fd30

fd30
78 x 30
80 x 32
80 x 34



gc 05 primed fd30/fd60

fd30	fd60
78 x 30	78 x 30
80 x 32	80 x 32
80 x 34	80 x 34



gc 06 primed fd30/fd60

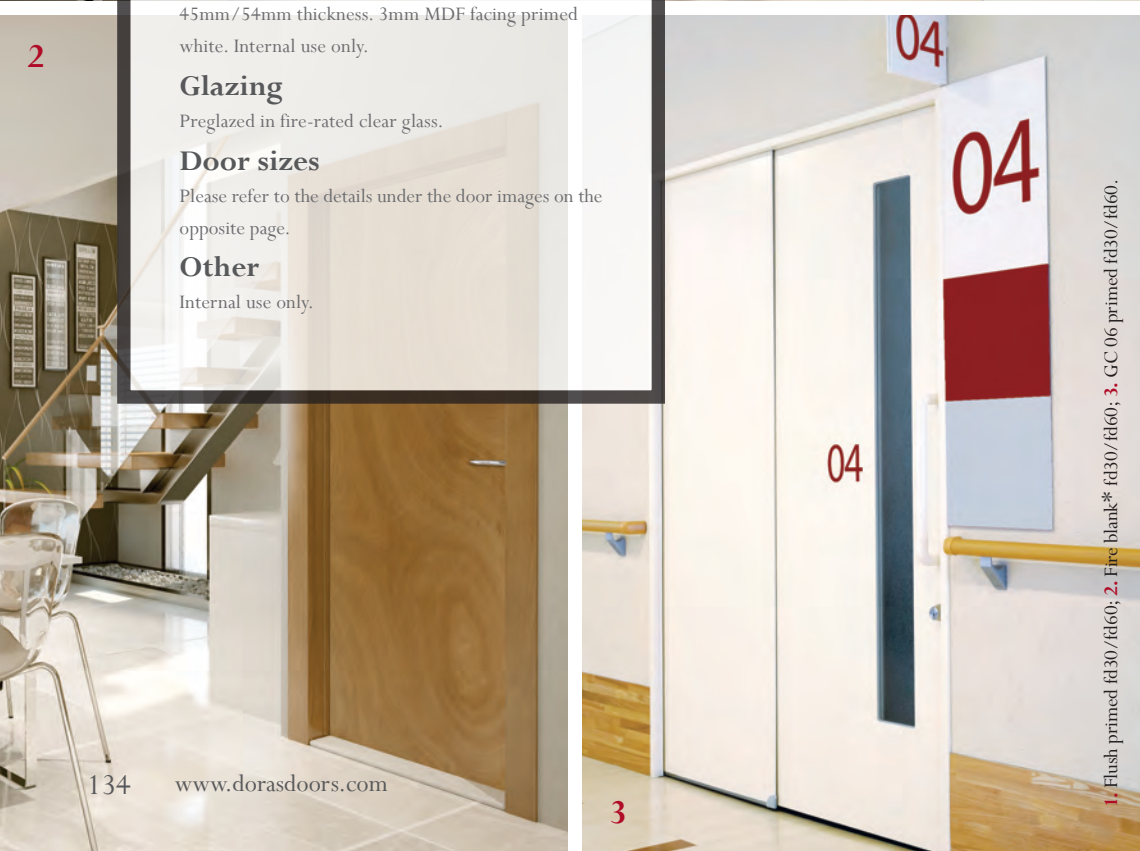
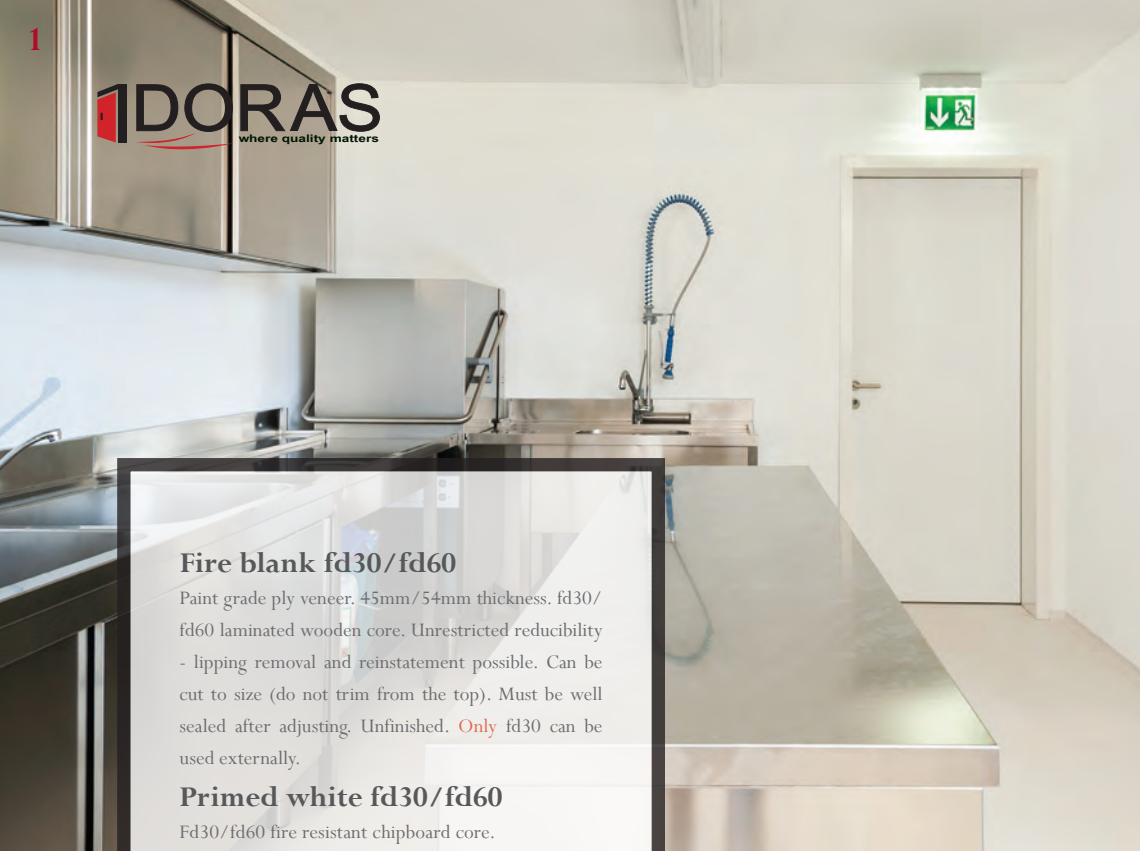
fd30	fd60
78 x 30	78 x 30
80 x 32	80 x 32
80 x 34	80 x 34

**PLEASE NOTE**

All Norma fire doors are tested to European (Tecnalia) and British (Warrington) standards of fire safety - certificates available on request.

To view our range of complementary and fully certified Arrone fire door ironmongery kits please refer to pages 148-149.

\*Fire blank fd30/fd60 not manufactured by Norma. Glass opes supplied with fire-rated clear glass.



1



1. GC 06 oak fd30/fd60; 2. Flush oak fd30/fd60; 3. Flush oak fd30/fd60.

**Finish**  
0.6mm oak veneer.

**Style**  
Flush style.


**Construction**  
45mm/54mm thickness. Fd30/fd60 fire resistant chipboard core. 6mm/10mm hardwood side lipping.

**Glazing**  
Preglazed in fire-rated clear glass.

**FD**  
All models are fd30/fd60 rated.

**Door sizes**  
Please refer to the details under the door images on the opposite page.

**Other**  
Internal use only.

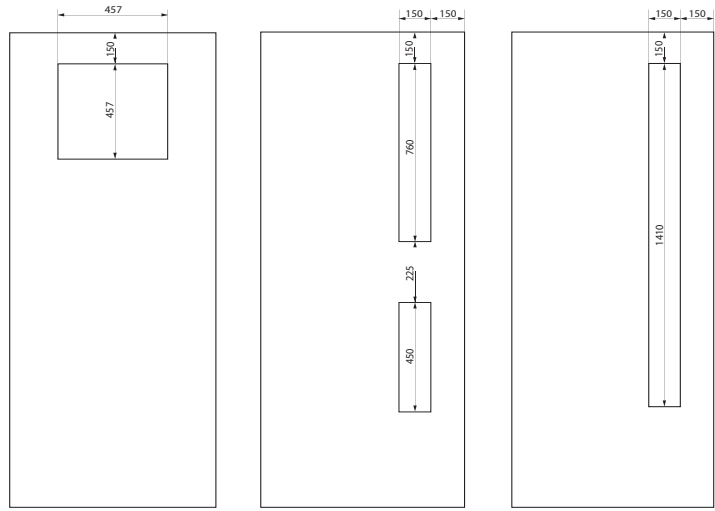


2



3

glass ope dimensions



flush oak  
fd30/fd60

- fd30
- 78 x 24
- 78 x 26
- 78 x 28
- 78 x 30
- 80 x 32
- 80 x 34



gc 06 oak  
fd30/fd60

- fd30
- 78 x 30
- 80 x 32
- 80 x 34
- fd60
- 78 x 30
- 80 x 32
- 80 x 34



All Norma fire doors are tested to European (Tecnalia) and British (Warrington) standards of fire safety - certificates available on request.

# N O R M A

## NEW LAMINATE FD30

### Finish

Face finishing with 0.1-0.2 mm thick laminate, glued with PVA adhesive in a high-pressure machine.

### Style

Flush 3,5 panel style with grooves.

### Construction

Solid particleboard core with a minimum density of 450kg/m<sup>3</sup>. Inner frame formed by two softwood rails and two MDF stiles, at least 25x29.2 mm section.

Facings made up of two medium density fibreboards (MDF) 3mm thick, with a density 840kg/m<sup>3</sup> approx, one on each side, glued to the core and to the frame with PVA adhesive. Side lipping veneered with face-matching PVC synthetic edge, 0.6mm thick and glued with polyurethane adhesive. Grooves 5mm by 2.5mm deep of Soft-PVC film 0.5mm thickness.

### FD

Models have fd30 rating.

### Door sizes

6 standard sizes. Please see page 5 for imperial/metric conversion door sizes.

### Glazing

Preglazed models available on request.

### Other

All Norma firedoors are tested to European (Tecnalia) and British (Warrington) standards of fire safety - certificates available on request.

Internal use only.

1. Pant 5 fd30 oak ocana. NEW; 2. Pant 5 fd30 light grey. NEW; 3. Pant 5 fd30 oak ocana groove detail. NEW.



NEW



pant 2  
white castallon

NEW



pant 5  
light grey

NEW




pant 5  
nordic beech

NEW



pant 5  
jarama oak

NEW



pant 5  
oak ocana

NEW



pant 2  
clear oak

**PLEASE NOTE**

*These high quality laminate fire doors from Norma available for special order only.  
Please get in touch with our sales department at [sales@dorasdist.com](mailto:sales@dorasdist.com) or (01) 6235444.*

Red deal door is made from high quality kiln-dried Scandinavian redwood that has been carefully selected to provide good stability in use.

**Finish**

Unvarnished.

**Style**

Sheeted panel door model.

**Construction**

Solid scandinavian redwood.  
Dowelled construction. 44mm thickness.

**Door sizes**

78" X 30" 1981 X 762

80" X 32" 2032 X 813

**Other**

External use only.

RED DEAL



denby




# IRONMONGERY

Often it can be the finishing touches and the little extras which can be the icing on the cake for your home. Stylish Italian designed handles - Arte Toscana - bring elegance and durability in a contemporary style to complement any home (pages 146-147).

Arrone fire door kits take the guesswork out of the component selection process providing great peace of mind in the knowledge that both door and ironmongery elements are approved for use and together achieve the adherence critical to fire safety standards. For further information on Arrone fire door ironmongery kits please refer to pages 148-149.

The Rutland FD30 concealed door closer\* has been tested and certified for use with all Norma fd30 fire doors. An essential element to achieve compliance where Norma fire doors are specified in conjunction with a concealed closer mechanism. Please refer to pages 150-151.

\*Not a Doras Distributors standard stock item.




1. Florence SN handle; 2. Rimini SN handle 3. Venice PCSN handle; 4. Arrone fd ironmongery kits; 5. Rutland fd30 concealed door closer (not a Doras Distributors standard stock item).



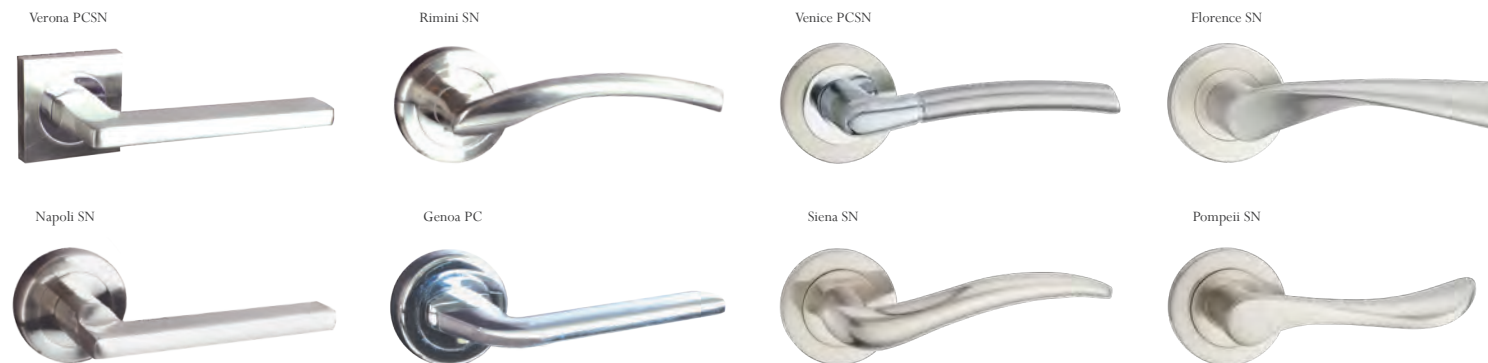
A beautiful addition to any door - this range of stunning Italian designed lever handles comes with a 15-year mechanical guarantee.

*A demanding level of laboratory testing has been carried out to ensure these handles will provide years of trouble free use.*



1. Napoli SN handle; 2. Verona PCSN handle 3. Siena SN handle; 4. Florence SN handle.

## ARTE TOSCANA HANDLES



## HANDLE PAIRS & BOX SETS



ALL HANDLES SHOWN ARE AVAILABLE IN 3 BOX TYPES

1. Handles only with escutcheons.
2. Standard box set including handles, escutcheons, hinges, lock and door stop.
3. Bathroom box set including handles, thumbturns, hinges, lock and door stop.



- 15 year mechanical guarantee on handles, hinges and locks
- 48-hour salt mist test
- Cyclically tested to 200.000 operations



**ARRONE FD IRONMONGERY KITS**

Doras Distributors in conjunction with Spanish fire door manufacturing partner Norma Doors Technologies have jointly undertaken an exhaustive programme of fire testing which combines the respected Arrone ironmongery brand (member of the international Hoppe Group) with Norma's range of FD30 fire door models.

The result is a range of fully certified ironmongery kits specifically suited for use with the Norma FD30 fire door.



Each kit is conveniently packaged in a robust box with line drawings on the top clearly indicating kit type and contents. In addition to this each box includes a contents listing on the bottom.

These ironmongery kits have been tested to both European (Ensatec) and UK (Certifire) fire safety standards. (Certificates available on request).

**Kit A – FD30 Corridor Door Locking**



**Kit B - FD30 Bathroom Door Locking**




**Kit C – FD30 Corridor Door Non-Locking**



**Kit D – FD30 Deadlocking Door**



**Kit E – FD30 Office Door Locking**



Below is a listing covering the main items\* of componentry found across this range of kits:

- 1 - Mortice sash lock
- 2 - Pair of 19mm RTD lever on sprung rose
- 3 - Euro profile cylinder and turn 70mm
- 4 - Overhead door closer
- 5 - Escutcheons
- 6 - Straight pull handle 300mm
- 7 - Cylinder pull
- 8 - Fire door keep shut sign
- 9 - Disabled bathroom turn and release
- 10 - Single cylinder 40mm
- 11 - Ball bearing SS grade 13 hinge x3
- 12 - Intumescent pack x2

\*Some boxes contain additional items / specification not shown in the photos.



## FD30 CONCEALED DOOR CLOSER

Introducing the Rutland FD30 concealed door closer. This product\* has been tested and certified for use with all Norma fd30 fire doors. An essential element to achieve compliance where Norma fire doors are specified in conjunction with a concealed closer mechanism.

### PRODUCT OVERVIEW

- Slimmest profile Cam Action Closer at 32mm on the Market – including intumescent.
- Ease of use in Domestic housing for Small Children and Older people and still allowing fire compliance for self closing from any angle.
- Complete control over closing from any angle.
- Suitable for 44mm Doors.
- Suitable for doors up to 1100mm wide and 80kgs in weight.
- EN1634 Test for fd30 fire rating in all Norma Fire doors.
- EN1154 Mechanical Testing for sustainability also completed in Norma Doors.
- Easy to read instructions, saving over 12 minutes of fitting time.


\*Not a Doras Distributors standard stock item.

warringtonfire

The Building Test Centre  
Fire Acoustic Structures




### FD30 DOOR STYLES



### CONCEALED SLIDE ARM MECHANISM

ITS. 11204



CE



1, 2 - Rutland fd30 concealed door closer.

### PLEASE NOTE

For further detail please contact our sales department at [sales@dorasdist.com](mailto:sales@dorasdist.com).

# MOULDINGS

Very often it can be the accessories to a project that get overlooked and in the case of internal doors this can certainly be true. Sourcing the right skirting and architrave to achieve the perfect match is an essential part of 'getting it right'.

Skirtings and architraves are architectural elements that serve both functional and decorative purposes in the design of your home interior. They are used to add ornamental detail to surfaces, conceal joints between different elements and enhance the overall aesthetic of a space.

Both skirtings and architraves can vary in design and profile, allowing for customization to suit different styles of interior decor. Together they play pivotal roles in creating a polished and cohesive look within your interior space.



1. Collage of mouldings; 2. Norma oak 1hr fd frame with intumescent strip and soft closer; 3. Norma white 1hr fd frame.

DESCRIPTION	PROFILE	TECHNICAL DRAWING	QUICK SPEC	NOTES
DOORFRAME 108/133/150x30 & DOORSTOP 45x12			moisture resistant MDF core  full factory finish  RAL white 9003	doorframe sets for single doors
FIRE FRAME H30 108/133/150x30 & DOORSTOP 45x12				fd30 doorframe includes 15x4mm groove for intumescent strip
SHAKER skirting 145x18 & architrave 94x18				architrave pack sizes 5x2.2m lengths  skirting pack sizes 5x3.6m lengths
CHAMFERED S22 skirting 145x18 & architrave 94x18				
OGEE WHITE S10 skirting 145x18 & architrave 94x18				
SP60H skirting 145x18 & architrave 94x18				



SAM ZERO mouldings is a range of pre-primed moisture resistant MDF white mouldings which come complete with two coats of water based acrylic gloss.

**BENEFITS COMPARED TO REALTIMBER OR PVC**

- Remarkable stability
- Excellent moisture resistance
- No defects or knots
- No warping
- Supplied fully finished
- Low maintenance
- Easily machined
- Suitable in humid environments
- FSC Certified
- Smooth surface
- Consistent fibre quality throughout
- Natural paint finish
- Highly durable
- Scratch resistant
- Modern and contemporary style
- No need to paint
- Easy to install

DESCRIPTION	PROFILE	TECHNICAL DRAWING	QUICK SPEC	NOTES
DOORFRAME 108/133/150x30 & DOORSTOP 45x12				
CHAMFERED skirting 145x18 & architrave 94x18				
OGEE skirting 145x18 & architrave 94x18				
PRIMED SHAKER skirting 144x18 & architrave 94x18				
PRIMED CHAMFER skirting 144x18 & architrave 94x18				
PRIMED MOULDED skirting 144x18 & architrave 94x18				
PRIMED CONTEMPORARY skirting 144x18 & architrave 94x18				



SAM WRAP mouldings is a range of MDF profiles covered in real oak veneer and finished in a factory applied high quality varnish. Ready for on-site installation.

moisture resistant MDF core  
  
full factory finish oak veneer

Please refer to NOTES for SAM ZERO on page 154.

NEW



SAM PRIMED mouldings is a competitively priced range of moisture resistant MDF profiles covered in a white primer. They provide good stability in damp conditions and are therefore suitable for high humidity environments such as kitchens and bathrooms. Four attractive profile designs.

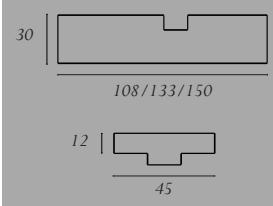



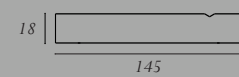
- MDF mouldings are easy to cut and install
- Little wastage - no defects or knots
- Stable yet flexible, so perfect for uneven walls
- Smooth surface provides a great paint finish
- Provides consistent quality with every length
- MDF is a low maintenance product

moisture resistant MDF core

primed

architrave pack sizes 5x2.19m lengths

skirting pack sizes 5x4.2m lengths

DESCRIPTION	PROFILE	TECHNICAL DRAWING	QUICK SPEC	NOTES
GREY DOORFRAME 108/133/150x30mm & DOORSTOP 45x12			<i>durable wood effect laminate</i>  <i>shaker profile</i>	<i>doorframe sets for single doors</i>
GREY skirting 145x18 & architrave 95x18		 		<i>architrave pack sizes 5x2.2m lengths</i>  <i>skirting pack sizes 5x3.6m lengths</i>
GREY T-LIPPING 44mm 2.2m				
WALNUT DOORFRAME 108/133/150x30mm & DOORSTOP 45x12				
WALNUT skirting 145x18 & architrave 95x18		 		
WALNUT T-LIPPING 44mm 2.2m				



### SHAKER RANGE

The profiles in this selection of mouldings offer a perfect complement to the doors in the Daiken range.


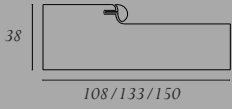

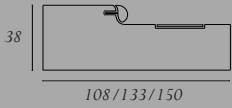

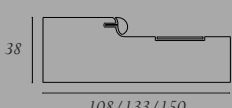

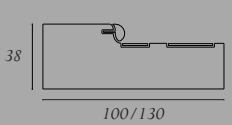

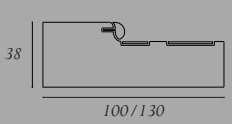



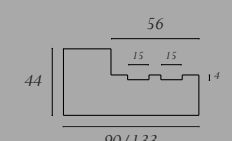
DESCRIPTION	PROFILE	TECHNICAL DRAWING	QUICK SPEC	NOTES
DOORFRAME 110/130x30mm glacier grey				<i>moisture resistant MDF core</i>  <i>textured vinyl laminate</i>
DOORFRAME 110/130x30mm desert beige				<i>architrave pack sizes 5x2.2m lengths</i>  <i>skirting pack sizes 5x3m lengths</i>
DOORFRAME 110/130x30mm basalt grey				
SKIRTING & ARCHITRAVE 80x16 glacier grey				
SKIRTING & ARCHITRAVE 80x16 desert beige				
SKIRTING & ARCHITRAVE 80x16 basalt grey				


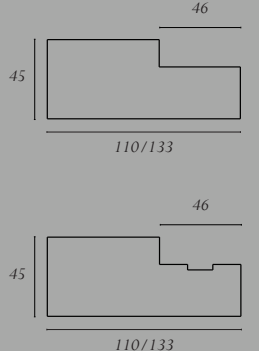
NEW



### TACTO mouldings

A range of quality textured vinyl mouldings by Puertas Proma to complement the doors in our Tacto range.

DESCRIPTION	PROFILE	TECHNICAL DRAWING	QUICK SPEC	NOTES
<p>WHITE MDF frame 108/133/150x38mm</p>			<p>moisture resistant MDF core</p> <p>primed and veneers in ash &amp; oak</p>	
<p>WHITE MDF fd30 frame 108/133/150x38mm</p>			<p>complete with intumescent strip</p>	
<p>OAK MDF fd30 frame 108/133/150x38mm</p>			<p>all frames feature SOFT-CLOSE technology - the inclusion of a neoprene strip on the doorstep part of the frame ensures a gentle and whisper-quiet closing action</p>	
<p>WHITE 1hr fire frame 100/130x38mm</p>				
<p>ASH 1hr fire frame 100/130x38mm</p>				
<p>OAK 1hr fire frame 100/130x38mm</p>				
				
<p>MAHOGANY 1hr fire frame 7'</p>			<p>not manufactured by Norma</p> <p>1hr fire frame intumescent strip sold separately</p>	

DESCRIPTION	PROFILE	TECHNICAL DRAWING	QUICK SPEC	NOTES
<p>DOORFRAME 7'</p> <p>1/2hr FIRE FRAME 7'</p>				<p>solid scandinavian redwood</p> <p>unfinished</p>
				<p>Solid Scandinavian Redwood is used in the machining of these mouldings. Random selection of knots. Suitable for varnishing or painting.</p>

FIRE DOOR SET





# PROMOTIONAL SECTION

Door stands and display panels are an essential element when it comes to assisting our customers in promoting the Doras product.

Available on request, these sales aids are attractively designed and are compact enough to be able to fit into any showroom.

Alternatively, where a more bespoke showroom solution is needed, we are happy to work with the customer and to make recommendations as to which display door models would best suit

Printed material is an indispensable part of promoting any product. At Doras we are constantly working on upgrading our brochure or designing flyers for new products.



DISPLAY STANDS



2-door display stand

arrone ironmongery kits display stand

sam zero mouldings display stand



8-door display stand

arte toscana 8-handle display stand

MISCELLANEOUS



arte toscana dump bin

A5/A4 catalogue holder

paper pads

display stands

display boards

banners

catalogues


flyers

advertising

packaging

miscellaneous

DISPLAY BOARDS



display boards

INTERNAL DORAS BANNERS



Doras banners




Doras banners

EXTERNAL DORAS BANNERS



doras banner 600mmx2400mm


FLYERS



DOOR LABELS



ADVERTISING



CATALOGUES



## STORAGE & HANDLING

The following points must be adhered to when storing your doors before hanging.

- Doors must be stored flat (never on edge or on end) in a dry, well ventilated environment.
- Under no circumstances should they be stored in damp, freshly plastered rooms – exposure to moist conditions will cause swelling of the components and consequent distortion of the door. Polythene or protective wrapping must remain on the door as long as possible.
- Natural finish doors must not be stored in a way that wholly or partly exposes them to daylight. Exposure to ultra violet light can cause fading or discolouration of timber and veneers.
- Doors should be conditioned to the prevailing environment before hanging and should not be exposed to abnormal heat, extreme dryness, high humidity or sudden changes of temperature.
- It is essential that all doors should be sealed or knotted and primed on both faces, all four edges and cuts out such as letterboxes and locks immediately after delivery. End grain must be completely protected as this is where the moisture can cause swelling, splitting or warping.

## INSTALLATION

When installing your new door the following points should be noted.

- Ensure the properties where the doors are to be hung is completely dry, particularly freshly plastered rooms.
- Three hinges should be fitted to all external doors, doors weighing more than 20 kg (44 pounds) and internal doors where large differences of temperature or humidity on opposing faces can be expected (e.g. bathrooms and airing cupboards). Always use good quality steel or brass 4” hinges (102mm) and 3” hinges (76mm) for ordinary internal doors.
- Any mortice locks, letter plates, ironmongery, etc should be fitted prior to the door being hung.
- When fitting a mortice lock this must not be fitted through the mid rail joint in the door frame. Always position a lock either above or below the doors mid rail. Fitting a lock through a doors joint will impair the performance of the joint and make it unstable.
- Rebating of double doors is not possible without nullifying the guarantee.
- Fire doors must not be altered on site. Any cut-out for glass aperture etc. must not be done without the approval of the door manufacturer or local fire officer.

## DECORATION

- The decoration of doors is very important and particular attention should be paid to the following:
- A door should be clean and dry prior to finishing and have a moisture content suitable to the location it is in.
- Any surface marks should be removed using fine sandpaper making sure you rub in the direction of the grain, any dust created by this process should be removed.
- Make sure that the paint or stain is applied evenly to both sides of the door and that the whole surface area is covered. Pay close attention to top and bottom edges, cut-outs for locks, letter plates, hinges and any glass rebates.

- We recommend that all doors should have between three or four coats of finish. Use good oil based paint (not water based) and include at least one coat primer, one undercoat and two coats of gloss or good quality joinery treatment which must include at least one base coat, one intermediate coat and two finishing coats (e.g. Sadolins, Dulux Woodcare, etc). A base coat primer is not a seal.

## MAINTENANCE

- In order for a door to retain its appearance and prolong its life a course of regular maintenance is recommended. Annual inspection should be made and touching up carried out as necessary to prevent timber from deterioration.
- Cleaning frosted glass. Care is required with this glass as it can be marked easily by pets or by finger prints. Cleaning is recommended with warm water and a sponge. Products like CIF work well in removing any dirt which gets into the rough glass surface.
- We will accept no responsibility for products cut down in size after receipt or when utility or structural strength is impaired in fitting or application of hardware. Our liability under our guarantee is limited to the replacement/repair of the door and no liability is accepted for any consequential costs.

## GUARANTEE

- Timber is a natural product and as such there may be a certain amount of colour variation in the timber/ veneer.
- Distribution of knots may be random and varied.
- Should the door be shown to be defective in materials or construction Doras Distributors undertakes to provide a replacement door free of charge. However, associated costs such as re-hanging, painting or storage cannot be covered under this guarantee.
- Guarantee will be applicable only where it is shown that the procedures for door preparation, installation and protection as outlined have been fully adhered to.
- Rebating of double doors is not possible without nullifying the guarantee.

## IMPORTANT

Please inspect your new Doras door carefully and thoroughly. Any physical defects revealed by this inspection should be reported immediately. No claim will be entertained where a door has been removed from its packaging when the inspection described above would have identified the defect without the need for package removal (ie where damage is visible, packaging should not be opened). Any defects which are detectable only after removal of packaging must be reported immediately.

**In order for a door to retain its high standards and perform to required specification, it is essential that careful installation and maintenance procedures be followed.**

**When you receive your new door we recommend that you check it carefully to ensure that it has not been damaged in transit or storage. Make sure that all components are present and that the door is in good condition.**

DORAS DOOR  
PROTECTION

---

---

---

---

---

---

---

---

---

---

---

---

---

---

---

---

---

---

---

---

---

---

---

---

---

---

---

---

---

---

---

---

---

---

---

---

---

---

---

---

---

---

---

---

---

---

---

**NOTES**

## FIND YOUR LOCAL STOCKIST

Doras Distributors is a wholesale company and as such deals exclusively with builders' merchants and retail door outlets. We do not deal directly with the public but if you like our products and require further information or wish to see the doors themselves on display you may contact your local supplier.

A list of nationwide suppliers can be found on our website [www.dorasdoors.com](http://www.dorasdoors.com) under the "Where to buy" tab.

## 2024/2025 CHARITIES

Barnado's  
Concern  
Crumlin Children's Hospital  
Dublin Zoo  
Givewell  
Jack and Jill  
Simon Community  
Trocaire  
UNICEF

## YOU CAN ALSO REACH US ON



## DORAS DISTRIBUTORS LTD

Unit 7  
Park West  
Nangor Road  
D12 Y6FP

[sales@dorasdist.com](mailto:sales@dorasdist.com)  
[www.dorasdoors.com](http://www.dorasdoors.com)

24/25